



FCL:SEC:SE:19:234
19th November, 2019

BSE Limited
National Stock Exchange of India Ltd
Luxembourg Stock Exchange

Ref: Regulation 30(6) of the SEBI (Listing Obligations and Disclosure Requirements) Regulations, 2015 (the "Regulations"),

Dear Sirs,

Sub: Conference Call organized for 19th November, 2019

We refer our earlier letter Ref.No. FCL:SEC:SE:19:233 dated 18th November, 2019 and enclose a copy of presentation of the Company in which its representatives were Mr D K Chhabria, Executive Chairman and Mr Mahesh Viswanathan.

This is for your kind information and updation on the website of the Exchange.

Thanking you,

Yours faithfully
For FINOLEX CABLES LIMITED

R G D'SILVA
Company Secretary &
President (Legal)

Encl: As stated above.



Finolex Cables Limited

Earnings Presentation
November 2019


Disclaimer

This presentation and the accompanying slides (the “Presentation”), which have been prepared by Finolex Cables Limited (the “Company”), have been prepared solely for information purposes and do not constitute any offer, recommendation or invitation to purchase or subscribe for any securities, and shall not form the basis or be relied on in connection with any contract or binding commitment whatsoever. No offering of securities of the Company will be made except by means of a statutory offering document containing detailed information about the Company. This Presentation has been prepared by the Company based on information and data which the Company considers reliable, but the Company makes no representation or warranty, express or implied, whatsoever, and no reliance shall be placed on, the truth, accuracy, completeness, fairness and reasonableness of the contents of this Presentation. This Presentation may not be all inclusive and may not contain all of the information that you may consider material. Any liability in respect of the contents of, or any omission from, this Presentation is expressly excluded.

Certain matters discussed in this Presentation may contain statements regarding the Company’s market opportunity and business prospects that are individually and collectively forward-looking statements. Such forward-looking statements are not guarantees of future performance and are subject to known and unknown risks, uncertainties and assumptions that are difficult to predict. These risks and uncertainties include, but are not limited to, the performance of the Indian economy and of the economies of various international markets, the performance of the industry in India and world-wide, competition, the company’s ability to successfully implement its strategy, the Company’s future levels of growth and expansion, technological implementation, changes and advancements, changes in revenue, income or cash flows, the Company’s market preferences and its exposure to market risks, as well as other risks. The Company’s actual results, levels of activity, performance or achievements could differ materially and adversely from results expressed in or implied by this Presentation. The Company assumes no obligation to update any forward-looking information contained in this Presentation. Any forward-looking statements and projections made by third parties included in this Presentation are not adopted by the Company and the Company is not responsible for such third party statements and projections.

TABLE OF CONTENT

Executive Summary	4
Company Overview	6
Category & Product Portfolio	9
Key Management	13
Timeline	14
Geographical Footprint	16
SWOT Analysis	17
Financial Overview	20
Capital Market Data	31



EXECUTIVE SUMMARY

One of India's leading Electricals brand - a market leader in India's Wires & Cables (W&C) industry and fast growing player in the FMEG category

Diversified product portfolio

- **Wires and cables:** Light duty cables, power and control cables and communication cables.
- **FMEG:** Electric switches, switchgears, LED Lightings, Fans, water heaters.
- Leveraging the brand equity of Finolex, extended our brand offerings to home appliances

Multi location manufacturing

- 5 manufacturing plants
- 28 depots
- JV with Sumitomo, Japan for EHV cables
- Marketing JV with Corning for Optic Fibre technology
- Technical collaboration with NSW, Germany for manufacture of cables for submersible pump industry.

Widespread distribution network

- 800 distributors
- 4000+ dealers
- 30000+ retailers
- Launched our own e-retail site

FY19 Financial (Cr)	
Revenue	3,199.62
EBITDA	573.33
PAT	344.09
EPS	22.50





COMPANY OVERVIEW

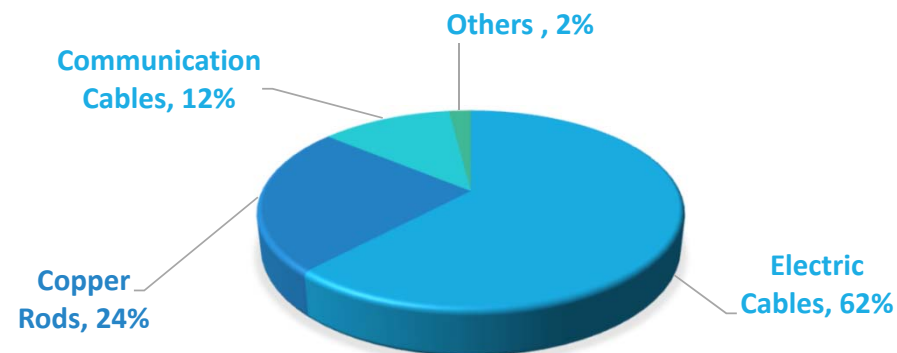
Premium Player – Cables and Wires Industry

Electrical Cables and Wires

- Leader in the electrical housing wires segment and commands a premium over its peers
- Strong brand positioning and superior product quality enabled the company to achieve higher margins
- This segment accounts for 80% of the company's revenues and offers a wide range of products in each of the segments
- The company managed to report 80.91% in electrical W&C segment.


Communication Cables

- Revenues growth was led by ramp up of its communication cables business.
- Rising volume of mobile data traffic coupled with government's thrust on digitization has led to a surge in demand.
- OFCs accounts for 70% of communication cables and is largely B2B business.
- Finolex is increasing its OFC capacity to 60% as its current unit is operating close to capacity.



Emerging Player - FMEG

- Finolex entered the FMEG segment to capitalize on the strong brand recall and sales network
- The company first entered the electrical switches and lighting segment, leveraging its widespread distribution network in the country. The company then introduced switchgears, fans and water heaters
- New products within FMEG sector grew by more than 10% y-o-y each in FY19
- These products have been well accepted, along with that the distributors have expanded and continued presence in visual media have contributed to the Finolex brand recognition.
- For these products the company has setup a different channel and is using asset light model.



Category & Product Portfolios

WIRES & CABLES

Light Duty Cables

- FR PVC insulated industrial cables
- Flexible cables
- Solar cables
- Elevator cables
- 3CF & WW cables for agricultural sector
- Auto & Battery cables for automobile sector

Power & Control Cables

- LT & HT Power and Control cables

Communication Cables

- Co-axial cables
- Speaker cables
- CCTV cables

- Jelly Filled Telephone Cables (JFTC)
- LAN cables
- Telephone cables
- Optic Fibre cables

LIGHTING

- CFL range
- T5 & T8 tubes
- Ballast Fittings
- Luminaries
- LED products

ELECTRICAL SWITCHES

- Switch range
- Mounting boxes

SWITCHGEAR

- MCB
- RCCB
- DB

FANS

- Ceiling fans
- Table fans
- Wall fans
- Pedestal fans
- Exhaust fans

WATER HEATERS

- Instant
- Storage



Group	Product Covered	Applications
-------	-----------------	--------------

• **Electrical Cables**

→	• 1100 V PVC Insulated Cables	→ Electrification of industrial establishments, used by construction industry, electrical panel wiring and consumer electrical goods
	• Motor winding PVC insulated	→ Submersible pumps and electrical motors
	• Automotive/battery cables	→ Wiring harness for automobile industry and battery cables for various applications
	• UPS cables	→ For providing power from the UPS to the computer / appliances in the networking environment
	• Heavy duty, underground, low voltage and control cables	→ Connection to the user point from main supply of power
	• Heavy duty, underground, high voltage, power cable	→ Intra-city power distribution network
	• Elevator cables	→ For use by Elevator industry
	• Solar Cables	→ Specially insulated cables for use in solar parks

Group	Product Covered	Applications
<ul style="list-style-type: none"> • Copper Rods Electrical Switches Lamps 	<ul style="list-style-type: none"> • CCC rods of 8 mm diameter • Premium and classic switches, sockets, regulators, etc • Retrofit/non-retrofit CFL lamps and T5 Tube Lights and Fittings, LED based lighting solutions 	<ul style="list-style-type: none"> • Raw material for manufacturing copper-based Cables • For power supply to equipment in domestic, commercial and industrial environment • Lighting for homes, hotels, shops, offices and factories (both indoor and outdoor applications). Also available for street light applications
<ul style="list-style-type: none"> • Electrical Fans 	<ul style="list-style-type: none"> • Ceiling Fans, Portable Fans, Exhaust Fans 	<ul style="list-style-type: none"> • For use in domestic, commercial and industrial environment
	<ul style="list-style-type: none"> • Miniature Circuit Breakers (MCB), Residual Current Circuit Breakers (RCCB), Moulded Current Circuit Breakers (MCCB) and Distribution Boxes 	<ul style="list-style-type: none"> • For use in voltage surge protection and safety applications in domestic and commercial environment
<ul style="list-style-type: none"> • Water Heaters 	<ul style="list-style-type: none"> • Instant and Storage Water Heaters 	<ul style="list-style-type: none"> • For use in domestic and commercial environment

Group

Product Covered

Applications

• Communication Cables



- Jelly filled telephone cables (JFTCs)
- Local area network (LAN) cables
- PE insulated telephone cables
- Coaxial cables

- Speaker cables
- Optic Fibre
- Optic Fibre cables
- V-SAT cables
- CCTV cables



Telephone line connections to exchanges and users



Indoor and outdoor networking, voice and data transmission, broadband usage



Telephone instrument connections to EPABX



Cable TV network solutions, microwave communications, mobile towers



Broadcasting applications in buildings and electronic goods



Principal raw material for Optic Fibre cables



Networks requiring high speed transfer of large bandwidth for voice image and data transmission



For connecting V-SAT dish to base station



For better quality of CCTV images

Key Management Team



Mr. Deepak Chhabria

He joined Finolex Cables Ltd as Deputy Production Manager in 1986. Deepak was actively involved in setting up 9 different manufacturing Plant across 4 locations in India. Under his able guidance, the Company now produces a variety of electrical and communication cable products, copper rods, electrical switches, Compact Fluorescent lamps and PVC Sheets. Mr. Chhabria is also the Chairman of Finolex J-Power Systems Pvt. Ltd. A Project has been set up in a Joint Venture with J-Power Systems, Japan to produce power cables up to 500 KV, the only Indian Company to have this capability. J-Power Systems is a 100% subsidiary of Sumitomo Electricals of Japan. Mr. Chhabria has also served as the Chairman of CII-Pune Chapter in 2008. S.S.C – Loyola High School, Pune A-Levels – Seven Oaks School, Kent, England Bachelors in Engineering Management – University of Evansville, Indiana, USA.



Mr. Mahesh Viswanathan

He joined Finolex Cables Ltd in October 2008. A Chartered Accountant by profession, he has many years of experience in the industry and in various aspects such as Management, Taxation and Finance. He has worked with several Multinational companies.

Timeline

The business was started as a partnership firm "Indian Cables Industries:.. The journey begins..

Indian Cable Industries acquired Alpha Rubber Co. and thereafter company name changes to Finolex Cables Ltd.

Low Voltage Power Cable Plant, Pimpri, Maharashtra

Technical Collaboration with NSW, Germany

AT&T Finolex JV, Optical Fibre Cables Plant, Urse, Maharashtra

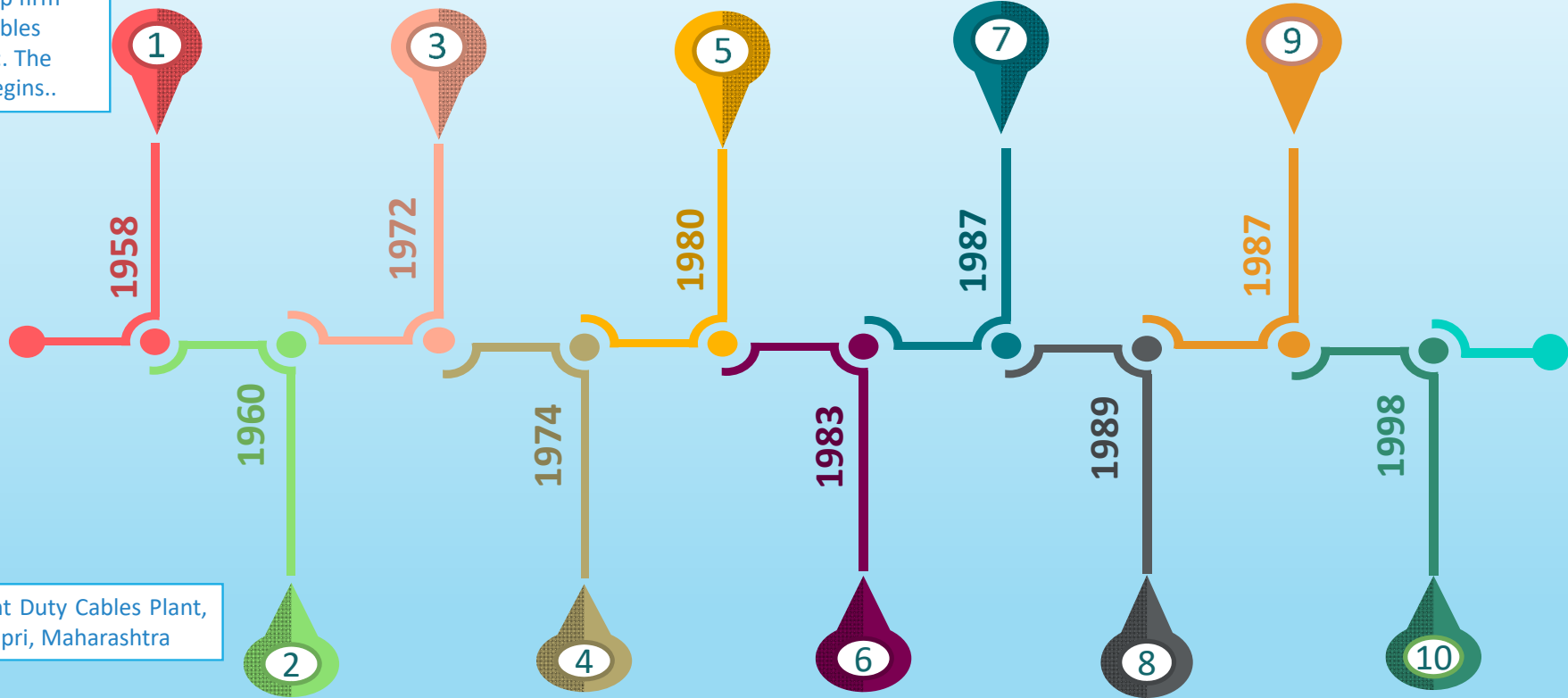
Light Duty Cables Plant, Pimpri, Maharashtra

Indian Cable Industries was dissolved and the business was taken over by Finolex Cables Ltd.

Finolex Cables Ltd. got listed via a maiden Public Issue Jelly Filled Telephone Cables Plant, Pimpri, Maharashtra

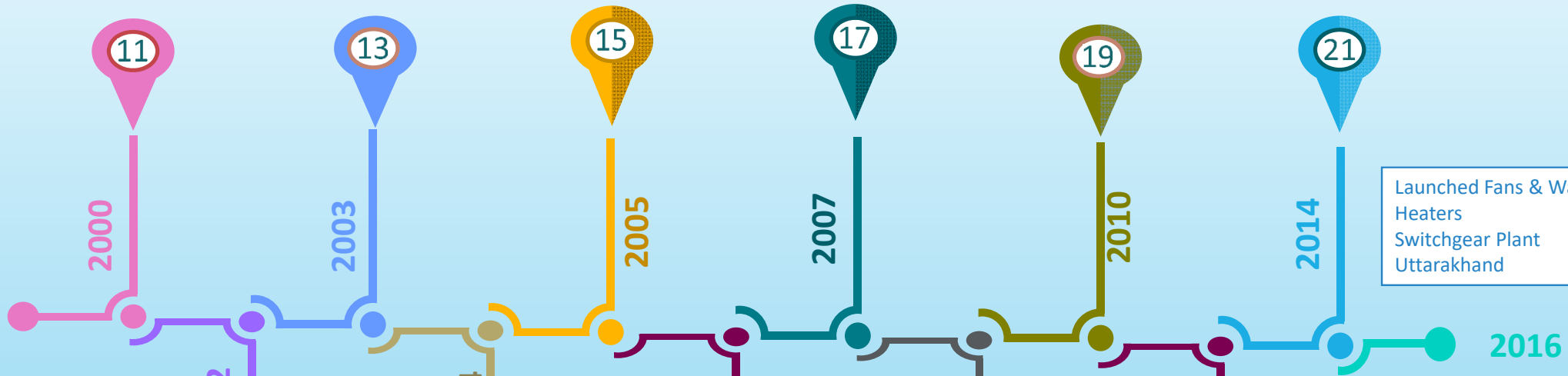
Jelly Filled Telephone Cables Plant, Urse, Maharashtra

Finolex Essex JV, Copper Rod Plant, Goa (Backward Integration)



Timeline

Jelly Filled Telephone Cables Plant, Verna, Goa Optical Fibre Cable Plant, Verna, Goa Super brand Recognition Lighting Products Plant, Urse, Maharashtra Electrical Switch Plant, Uttarakhand 5.5 MW Solar plant, Urse



Launched Fans & Water Heaters
Switchgear Plant
Uttarakhand

Light Duty Cables Plant, Verna, Goa

Manufacturing of Glass Fibre, Urse. (Backward Integration)

Switches Plant, Urse, Goa

Light Duty Cables Plant, Roorkee, Uttarakhand

Electrical SwFinolex J Power Systems, JV with Sumitomo of Japan, Extra High Voltage Power Cables Plant, Shirwal, Maharashtra.
Corning Finolex, JV Optical Fibre Plant, Pune, Maharashtra

2002

2003

2004

2005

2006

2007

2008

2010

2011

2014

2016

11

13

15

17

19

21

12

14

16

18

20

GEOGRAPHICAL FOOTPRINT

6

Manufacturing Plants

4000+

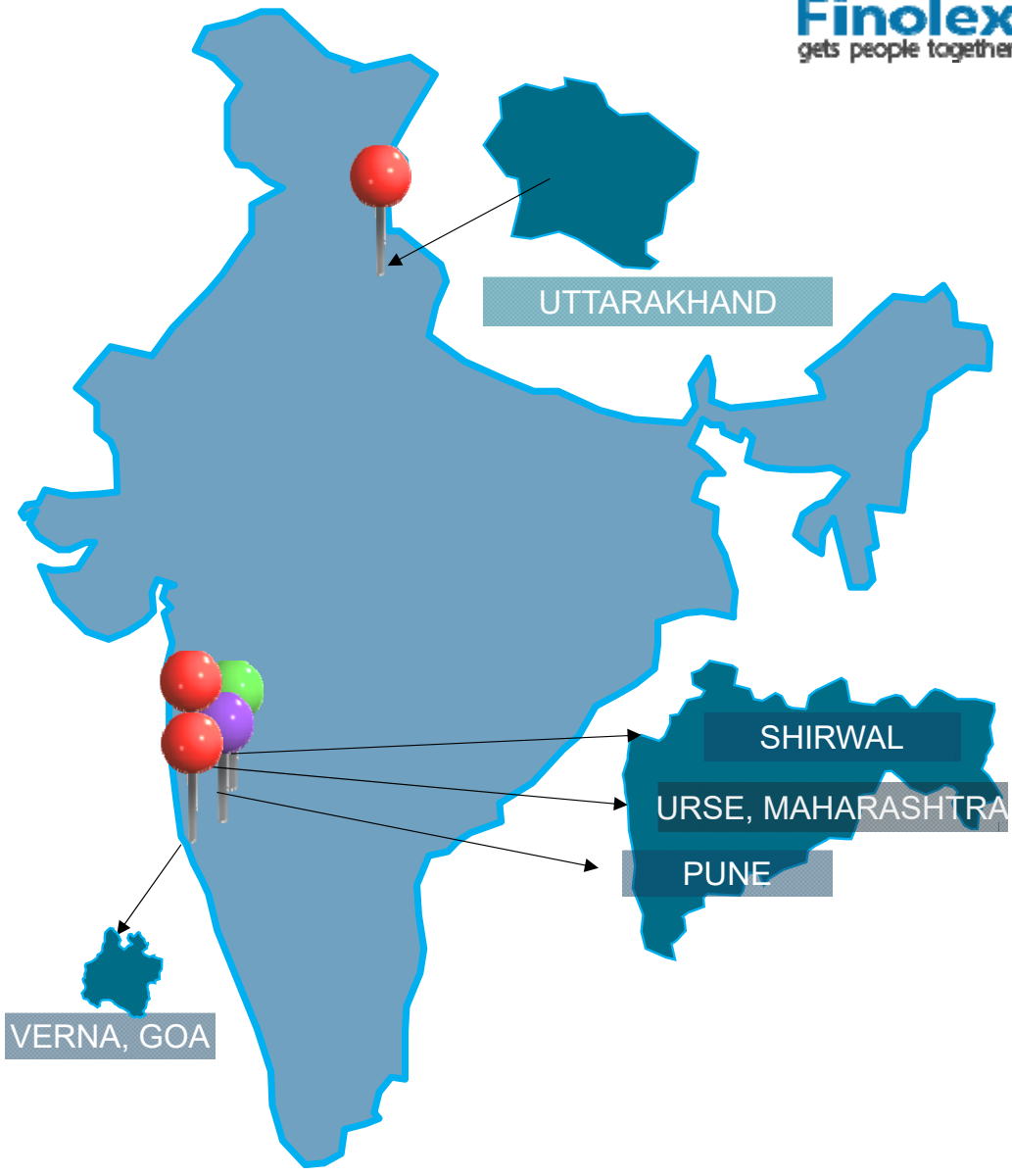
Channel Partners

28

Depots

30000+

Dealers



Geographical Footprint

LOCATION	PRODUCT
Uttarakhand	Electric wire for construction; wires for automobile; switches; switchgear and Agricultural applications
Shirwal, Maharashtra	Extra High Voltage (EHV) cables
Urse, Maharashtra	All electrical cables, optic fibre cables and all communication cables
Pune – Pimpri	Minimal manufacturing, telephone cables; winding wire for pump-set industry
Verna Goa	All electrical products except power cables, communication cables except lan cables
Ponda Goa	Copper Rods

Note: Capacity utilization levels at all manufacturing facilities at 75% except Ponda Goa

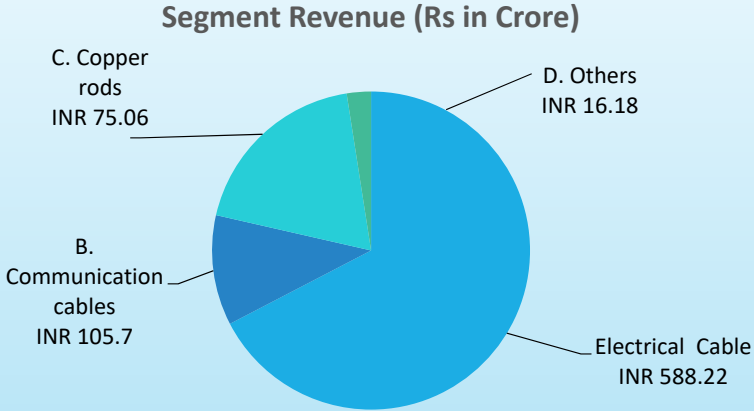
FINANCIAL OVERVIEW



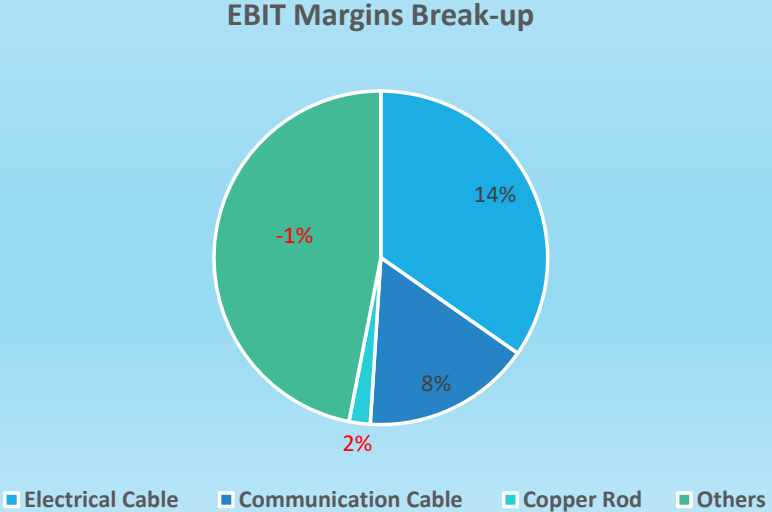
Q2FY20 – Operational Highlights

- Margins**
 - Electrical Cable EBIT margin decline from 17% to 14% is due to change in sales mix and commodity
 - Communication Cable EBIT margin decline from 13% to 7% due to change in market and product offered. And also fibre international price reduced leads to lower selling price across all segment of communication product.
- Profitability**
 - Revenue for the quarter stood at INR 715.76 Cr but the EBIT margin improved from 15% to 19% compared with last quarter.
 - Profit for the quarter improved from INR 81.57 Cr. to 123.12 Cr. And registered a growth of 52.3% on Q-o-Q basis

Q2FY20- Segmental Revenue Break-up

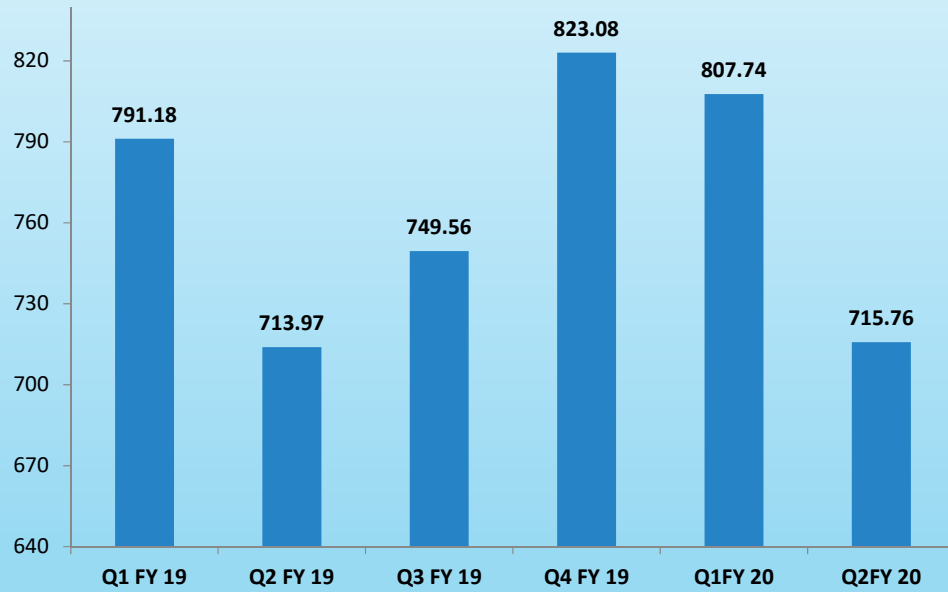


Segmental EBIT Margin Break-up

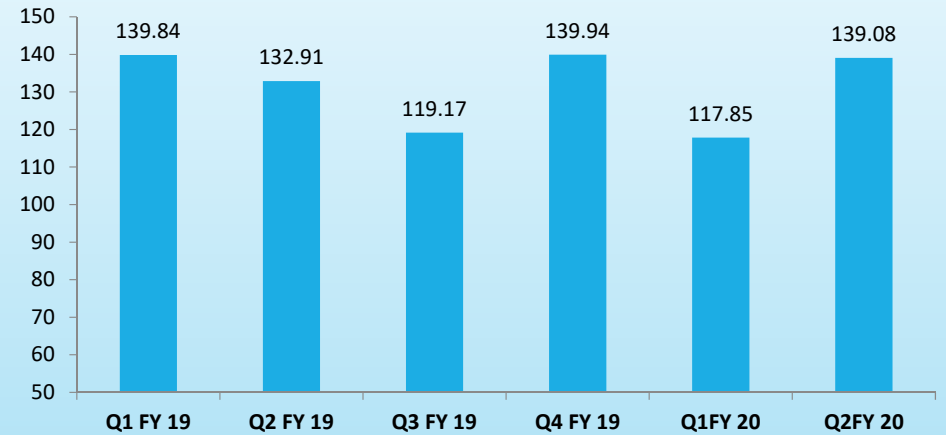


Q1FY20 – Financial Snapshot

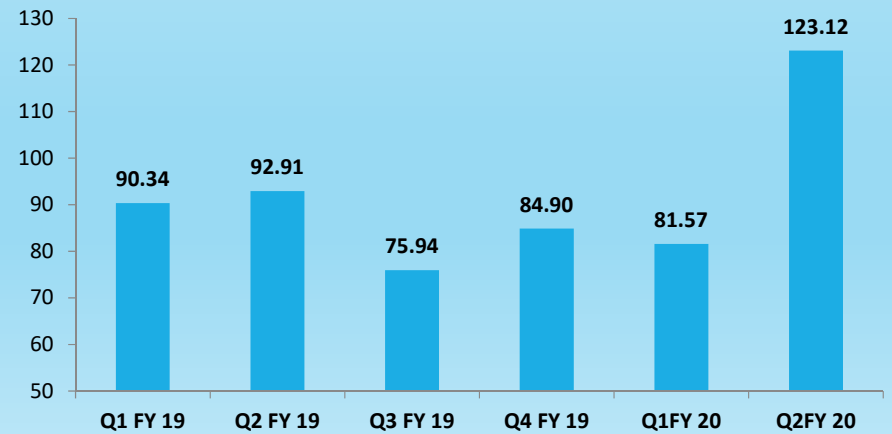
Revenue (Rs in Crore)

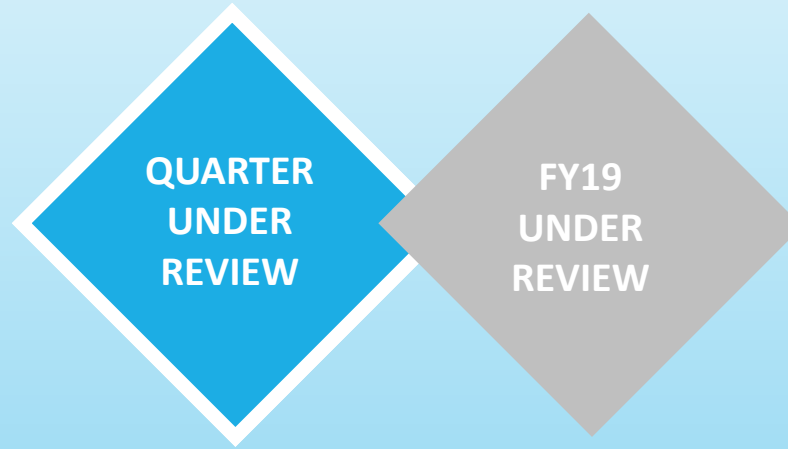


PBT (Rs in Crore)



PAT (Rs in Crore)





FAN



WIGGLE



JINGLE BOY



TORRENCE FERRATA

Q2-FY20 KEY FINANCIAL HIGHLIGHTS

(Standalone Quarter Performance) (INR Cr)



TELICA



KRAYER HS PEDESTAL

<p>Total Income*</p>	<ul style="list-style-type: none"> • INR 780.47 • Growth of 1.0 % Y-o-Y
<p>EBITDA</p>	<ul style="list-style-type: none"> • INR 149.11 • Growth of 3.4% Y-o-Y
<p>EBITDA Margins</p>	<ul style="list-style-type: none"> • 19.11% • Growth of 43Bps
<p>PAT</p>	<ul style="list-style-type: none"> • INR 123.12 • Growth of 32.5 % Y-o-Y
<p>PAT Margins</p>	<ul style="list-style-type: none"> • 15.78% • Growth of 375Bps Y-o-Y
<p>Basic EPS</p>	<ul style="list-style-type: none"> • INR 8.05 • Growth of 32.6% Y-o-Y

*Includes other income

LIGHTING PRODUCT

HIGHBAY

LED SLIM PANELS ROUND

NEW LED BULB BLISTER PACK

LED TRACK LIGHT
STANDALONE FINANCIAL HIGHLIGHTS Q2-FY19 (IND-AS)

INCOME STATEMENT (INR Cr)	Q2-FY20	Q1-FY20	Q-o-Q	Q2-FY19	Y-o-Y
Total Income*	780.47	829.71	(5.9)%	772.39	1.0%
Total Expenses	631.36	701.74	(10.0)%	628.13	0.5%
EBITDA	149.11	127.97	16.5%	144.26	3.4%
EBITDA Margins (%)	19.11%	15.42%	369Bps	18.68%	43Bps
Depreciation	9.8	9.9	(1.0)%	11.03	(11.2)%
EBIT	139.31	118.07	18.0%	133.23	4.6%
EBIT Margins (%)	17.85%	14.23%	362Bps	17.25%	60Bps
Finance Cost	0.23	0.22	4.5%	0.32	(28.1)%
Profit Before Tax	139.08	117.85	18.0%	132.91	4.6%
Tax	15.96	36.28	(56.0)%	40	(101.4)%
Profit After Tax	123.12	81.57	50.9%	92.91	32.5%
PAT Margins (%)	15.78%	9.83%	595Bps	12.03%	375Bps
Other Comprehensive Income	(1.75)	(14.39)	(87.8)%	(10.15)	(82.8)%
Total Comprehensive Income	121.37	67.18	80.7%	82.76	46.7%
EPS Basic (INR)	8.05	5.33	51.0%	6.07	32.6%

*Includes other income

CONSOLIDATED FINANCIAL HIGHLIGHTS Q2-FY20 (IND-AS)

INCOME STATEMENT (INR Cr)	Q2-FY20	Q1-FY20	Q-o-Q	Q2-FY19	Y-o-Y
Total Income*	740.28	829.71	(10.8)%	732.2	1.1%
Total Expenses	618.76	701.74	(11.8)%	628.13	(1.5)%
EBITDA	121.52	127.97	(5.0)%	104.07	16.8%
EBITDA Margins(%)	16.42%	15.42%	100Bps	14.21%	221Bps
Depreciation	9.8	9.9	(1.0)%	11.03	(11.2)%
EBIT	111.72	118.07	(5.4)%	93.04	20.1%
EBIT Margins (%)	15.09%	14.23%	86Bps	12.71%	238Bps
Finance Cost	0.23	0.22	4.5%	0.32	(28.1)%
Share of net Profit of an Associate & JV	29.82	20.15	48.0%	24.22	23.1%
Profit Before Tax	141.31	138	2.4%	116.94	20.8%
Tax	14.47	41.05	(64.8)%	45.14	(67.9)%
Profit After Tax	126.84	96.95	30.8%	71.8	76.7%
PAT Margins (%)	17.13%	11.68%	545Bps	9.81%	732Bps
Other Comprehensive Income	(1.9)	(14.9)	(87.2)%	(10.07)	(81.1)%
Total Comprehensive Income	124.94	82.05	52.3%	61.73	102.4%
EPS Basic (INR)	8.29	6.34	30.8%	4.69	76.8%

*Includes other income

LIGHTING PRODUCT



HIGHBAY



LED SLIM PANELS ROUND



NEW LED BULB BLISTER PACK



LED TRACK LIGHT

FAN



WIGGLE



JINGLE BOY



TORRENCE FERRATA

H1FY19 KEY FINANCIAL HIGHLIGHTS

(Standalone Quarter Performance) (INR Cr)



TELICA



KRAYER HS PEDESTAL

<p>Total Income*</p>	<ul style="list-style-type: none"> • INR 1,610.18 • Growth of 1.7% Y-o-Y
<p>EBITDA</p>	<ul style="list-style-type: none"> • INR 277.08 • Growth of (5.8)% Y-o-Y
<p>EBITDA Margins</p>	<ul style="list-style-type: none"> • 17.21% • Growth of (136)Bps
<p>PAT</p>	<ul style="list-style-type: none"> • INR 204.69 • Growth of 11.7% Y-o-Y
<p>PAT Margins</p>	<ul style="list-style-type: none"> • 12.71% • Growth of 114Bps Y-o-Y
<p>Basic EPS</p>	<ul style="list-style-type: none"> • INR 13.38 • Growth of 11.7% Y-o-Y

*Includes other income

LIGHTING PRODUCT

HIGHBAY

**LED SLIM
PANELS ROUND**

**NEW LED BULB
BLISTER PACK**

LED TRACK LIGHT
STANDALONE FINANCIAL HIGHLIGHTS H1FY20 (IND-AS)

INCOME STATEMENT (INR Cr)	H1FY20	H1-FY19	Y-o-Y
Total Income*	1,610.18	1,583.67	1.7%
Total Expenses	1.333.1	1,289.53	3.4%
EBITDA	277.08	294.14	(5.8)%
EBITDA Margins (%)	17.21%	18.57%	(136) Bps
Depreciation	19.7	20.77	(5.2)%
EBIT	257.38	273.37	(5.8)%
EBIT Margins (%)	15.98%	17.26%	(128) Bps
Finance Cost	0.45	0.62	(27.4)%
Profit Before Tax	256.93	272.75	(5.8)%
Tax	52.24	89.5	(41.6)%
Profit After Tax	204.69	183.25	11.7%
PAT Margins (%)	12.71%	11.57%	114 Bps
Other Comprehensive Income	(16.14)	(8.5)	89.9%
Total Comprehensive Income	188.55	174.75	7.9%
EPS Basic (INR)	13.38	11.98	11.7%

*Includes other income

LIGHTING PRODUCT

HIGHBAY

**LED SLIM
PANELS ROUND**

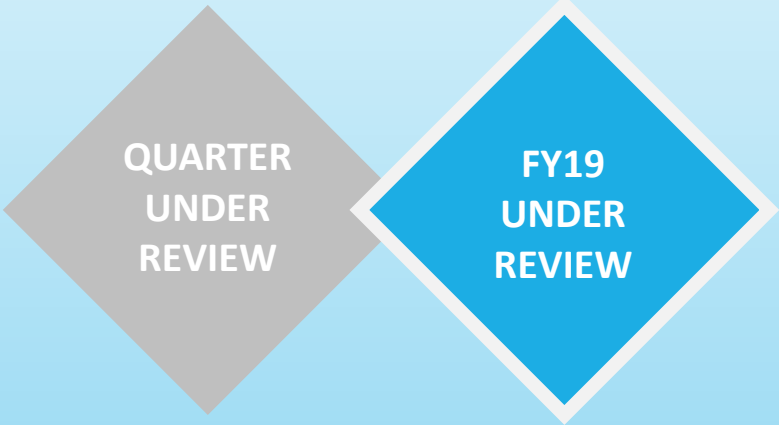
**NEW LED BULB
BLISTER PACK**

LED TRACK LIGHT

CONSOLIDATED FINANCIAL HIGHLIGHTS Q2-FY20 (IND-AS)

INCOME STATEMENT (INR Cr)	H1-FY20	H1-FY19	Y-o-Y
Total Income*	1,569.99	1,543.48	1.7%
Total Expenses	1,320.5	1,290.53	2.3%
EBITDA	249.49	252.95	(1.4)%
EBITDA Margins(%)	15.89%	16.39%	(50) Bps
Depreciation	19.7	20.77	(5.2)%
EBIT	229.79	232.18	(1.0)%
EBIT Margins (%)	14.64%	15.04%	(40) Bps
Finance Cost	0.45	0.62	(27.4)%
Share of net Profit of an Associate & JV	49.97	58.47	(14.5)%
Profit Before Tax	279.31	290.03	(3.7)%
Tax	55.52	101	(45.0)%
Profit After Tax	223.79	189.03	18.4%
PAT Margins (%)	14.25%	12.25%	200 Bps
Other Comprehensive Income	(16.8)	(8.74)	92.2%
Total Comprehensive Income	206.99	180.29	14.8%
EPS Basic (INR)	14.63	11.98	22.1%

*Includes other income



SWITCHES


FERIHA_1



Feriha_F8103



FERIHA_F8601



Premium Plus Color Plates

STANDALONE FINANCIAL HIGHLIGHTS FY19 (IND-AS)

INCOME STATEMENT (INR Cr)	FY19	FY18	Y-o-Y
Total Income*	3,199.62	3,011.63	6.2%
Total Expenses	2626.29	2,461.91	6.7%
EBITDA	573.33	549.72	4.3%
EBITDA Margins (%)	17.92%	18.25%	(33Bps)
Depreciation	40.55	43.8	(7.4)%
EBIT	532.78	505.92	5.3%
EBIT Margins (%)	16.65%	16.80%	(15Bps)
Finance Cost	0.92	1.44	(36.1)%
Profit Before Tax	531.86	504.48	5.4%
Tax	187.77	146.28	28.4%
Profit After Tax	344.09	358.2	(3.9)%
PAT Margins (%)	10.75%	11.89%	(114Bps)
Other Comprehensive Income	(24.57)	13.47	(282.4)%
Total Comprehensive Income	319.52	371.67	(14.0)%
EPS Basic (INR)	22.5	23.42	(3.9)%

*Includes other income



THANK YOU